





For production reasons, the colour of the fabric swatches may differ from those of the actual products. The Pantone codes are for orientation purposes only.



WHITE (WHI)

Pantone 382 C




BLACK OPAL (BLO)

Pantone Black 7 C



GREY STEEL (GRS)

Pantone Cool Gray 10 C



CHARCOAL (CHA)

Pantone 433 C




SCARLET RED (SRE)

Pantone 186 C




ORANGE (ORA)

Pantone 716 C




LIGHT PINK (LPI)

Pantone 698 C




YELLOW (YEL)

Pantone 106 C



LIGHT BLUE (LBL)

Pantone 279 C



OCEAN BLUE (OCB)

Pantone 314 C



BRIGHT ROYAL (BRR)

Pantone 2728 C




NAVY BLUE (NAV)

Pantone 289 C




BLUE MIDNIGHT (BLM)

Pantone 532 C



KIWI GREEN (KIW)

Pantone 368 C



KELLY GREEN (KEG)

Pantone 355 C




BOTTLE GREEN (BOG)

Pantone 5535 C



KHAKI (KHA)

Pantone 417 C



BROWN (BRO)

Pantone 7568 C



ASH (ASH)



GREY HEATHER (GYH)